

**LONG BEACH PUBLIC SCHOOLS
ALLERGY & ANAPHYLAXIS EMERGENCY CARE PLAN**

Name: _____ D.O.B.: _____

Allergy to: _____ School Year: _____

Weight: _____ lbs. Asthma: ☐ Yes (higher risk for a severe reaction) ☐ No

**PLACE
PICTURE
HERE**

NOTE: Do not depend on antihistamines or inhalers (bronchodilators) to treat a severe reaction. USE EPINEPHRINE.

Extremely reactive to the following foods: _____

THEREFORE:

- ☐ If checked, give epinephrine immediately for ANY symptoms if the allergen was likely ingested/or exposed to.
- ☐ If checked, give epinephrine immediately if the allergen was definitely ingested or exposed to even if no symptoms are noted.

SEVERE SYMPTOMS



LUNG

Short of breath,
wheezing,
repetitive cough



HEART

Pale, blue,
faint, weak
pulse, dizzy



THROAT

Tight, hoarse,
trouble
breathing/
swallowing



MOUTH

Significant
swelling of the
tongue and/or lips



SKIN

Many hives over
body, widespread
redness



GUT

Repetitive
vomiting, severe
diarrhea



OTHER

Feeling something
bad is about to
happen, anxiety,
confusion



1. **INJECT EPINEPHRINE IMMEDIATELY.**
2. **Call 911.** Tell them the child is having anaphylaxis and may need epinephrine when they arrive.
- Consider giving additional medications following epinephrine:
 - » Antihistamine
 - » Inhaler (bronchodilator) if wheezing
- Lay the person flat, raise legs and keep warm. If breathing is difficult or they are vomiting, let them sit up or lie on their side.
- If symptoms do not improve, or symptoms return, more doses of epinephrine can be given about 5 minutes or more after the last dose.
- Alert emergency contacts.
- Transport them to ER even if symptoms resolve. Person should remain in ER for at least 4 hours because symptoms may return.

MILD SYMPTOMS



NOSE

Itchy/runny
nose,
sneezing



MOUTH

Itchy mouth



SKIN

A few hives,
mild itch



GUT

Mild nausea/
discomfort

PROVIDER:

- ☐ Independent Student: Student Self-Carry/Self-Administer
- ☐ Supervised Student: Student Self-administers, under adult supervision
- ☐ Nurse-Dependent Student: nurse must administer medication

Special Instructions: _____

MEDICATIONS/DOSES

Epinephrine Brand: _____

Epinephrine Dose: ☐ 0.15 mg IM
☐ 0.3 mg IM (if over 55 lbs)

Antihistamine Brand or Generic: _____

Antihistamine Dose: _____

Other (e.g., inhaler-bronchodilator if wheezing): _____

PARENT/GUARDIAN AUTHORIZATION SIGNATURE

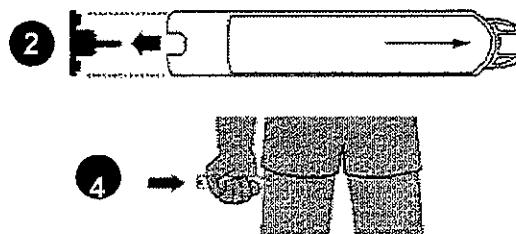
DATE

PHYSICIAN/HCP AUTHORIZATION SIGNATURE

DATE

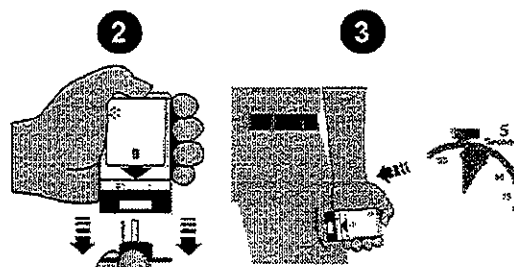
EPIPEN® (EPINEPHRINE) AUTO-INJECTOR DIRECTIONS

1. Remove the EpiPen Auto-Injector from the plastic carrying case.
2. Pull off the blue safety release cap.
3. Swing and firmly push orange tip against mid-outer thigh.
4. Hold for approximately 10 seconds.
5. Remove and massage the area for 10 seconds.




AUVI-Q™ (EPINEPHRINE INJECTION, USP) DIRECTIONS

1. Remove the outer case of Auvi-Q. This will automatically activate the voice instructions.
2. Pull off red safety guard.
3. Place black end against mid-outer thigh.
4. Press firmly and hold for 5 seconds.
5. Remove from thigh.



ADRENALCLICK®/ADRENALCLICK® GENERIC DIRECTIONS

1. Remove the outer case.
2. Remove grey caps labeled "1" and "2".
3. Place red rounded tip against mid-outer thigh.
4. Press down hard until needle penetrates.
5. Hold for 10 seconds. Remove from thigh.



OTHER DIRECTIONS/INFORMATION

Treat the person before calling emergency contacts. The first signs of a reaction can be mild, but symptoms can get worse quickly.

EMERGENCY CONTACTS — CALL 911

RESCUE SQUAD: _____

DOCTOR: _____ PHONE: _____

PARENT/GUARDIAN: _____ PHONE: _____

OTHER EMERGENCY CONTACTS

NAME/RELATIONSHIP: _____

PHONE: _____

NAME/RELATIONSHIP: _____

PHONE: _____